

BREXIT AND THE AUTO INDUSTRY: FACTS AND FIGURES

CAR PRODUCTION¹

- 8 out of 10 passenger cars made in the United Kingdom are exported.
- Less than 3 out of 10 EU-built passenger cars are exported (27.4%).

UK passenger car output

	2017	Share
Total production	1,671,166	100%
Domestic market	336,628	20.1%
For export	1,334,538	79.9%

EU passenger car output

	2017	Share
Total production	16,957,230	100%
Domestic market	12,310,542	72.6%
For export	4,646,688	27.4%

EU-UK TRADE²

Passenger cars³



- Almost 2 million new passenger cars were exported from the 27 other EU member states (EU27) to the United Kingdom in 2017, representing:
 - 85% of total UK car imports
 - 34% of total EU27 car exports
- 719,316 UK-assembled passenger cars headed to the EU27 in 2017, accounting for:
 - 22.5% of total EU27 car imports
 - 54% of total UK car exports

¹ SMMT, ACEA

² EUROSTAT, SMMT

³ New passenger cars only

EU27 total car exports

- Value: €143.2 billion
 - To  = 26.4%
- Quantity: 6,093,947 units
 - To  = 34.1%

UK total car exports

- Value: €36.0 billion
 - To  = 40.7%
- Quantity: 1,334,538 units
 - To  = 53.9%

EU27 total car imports

- Value: €54.1 billion
 - From  = 26.8%
- Quantity: 3,603,077 units
 - From  = 22.5%

UK total car imports

- Value: €38.2 billion
 - From  = 88.9%
- Quantity: 2,814,088 units
 - From  = 84.9%

Parts and accessories (automotive components)⁴

- 78% of UK-imported automotive components came from the EU27 last year.
 - Representing 15.5% of the export value of EU27 car parts and accessories.
- 60% of UK-built parts and accessories were exported to the EU27 in 2017.
 - Accounting for 17% of the total value of EU27 component imports.

EU27 total component exports

- Value: €37.9 billion
 - To  = 15.5%


UK total component exports

- Value: €9.1 billion
 - To  = 60.1%

EU27 total component imports

- Value: €16 billion
 - From  = 17.2%

UK total component imports

- Value: €15.4 billion
 - From  = 78.3%

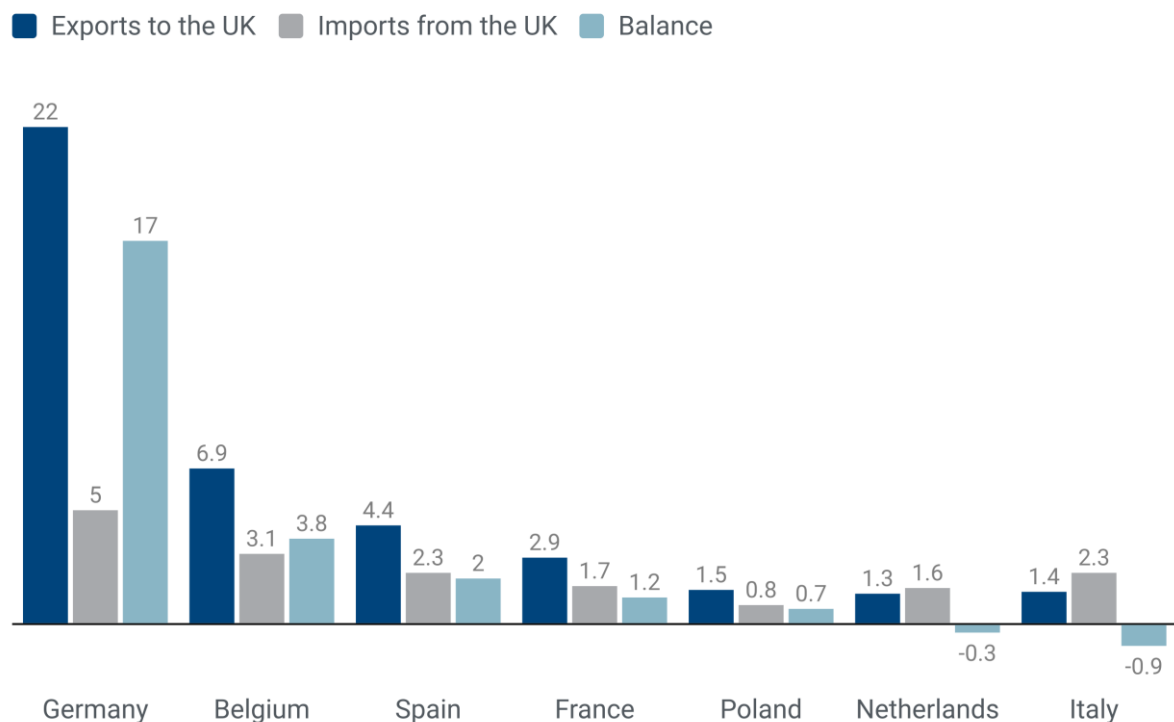
⁴ Including engines

AUTOMOTIVE TRADE BETWEEN THE UNITED KINGDOM AND ITS MAIN EU PARTNERS

- Almost 80%⁵ of the UK's car production is exported, of which 54% goes to EU member states (Belgium, Germany and Italy together represent almost 27%).
- The other way around, the EU countries represent 85% of the UK's passenger car imports, worth more than €38 billion.

The graphic below provides an overview of passenger car trade between the United Kingdom and its main EU partners (Germany, Spain, France, Belgium, Poland, Italy and the Netherlands) in 2017, covering exports and imports of passenger cars and automotive components (including engines, parts and accessories).

Import and export of cars and components (in billion €, 2017)⁶



⁵ SMMT

⁶ EUROSTAT

PASSENGER CAR REGISTRATIONS

- The United Kingdom is the second biggest market for passenger cars in the EU.

Top 5 – EU car registrations⁷

	2017	2016	% change 17/16
1.) Germany	3,441,262	3,351,607	+2.7
2.) United Kingdom	2,540,617	2,692,786	-5.7
3.) France	2,110,748	2,015,177	+4.7
4.) Italy	1,970,497	1,825,892	+7.9
5.) Spain	1,234,931	1,147,009	+7.7
European Union	15,137,732	14,641,415	+3.4

EMPLOYMENT

European Union⁸

Automobile manufacturers currently operate more than **300 assembly and production plants** across the European continent.

Some **13.3 million people**, or 6.1% of the EU employed population, work in the automotive sector. The sector contributes 6.8% to the EU's GDP.

The **3.4 million** (direct and indirect) jobs in automotive manufacturing represent 11.3% of EU manufacturing employment.

United Kingdom⁹

The UK is home to over **30 production facilities**, producing both engines and whole vehicles, as well as many more suppliers to the auto industry.

In total, the automotive industry employs some **856,000 people** across the United Kingdom. The sector adds £20.2 billion in value to the UK economy.

At least **10%** of people employed in the UK automotive manufacturing sector are from elsewhere in the EU.

⁷ ACEA

⁸ EUROSTAT, ACEA

⁹ SMMT