




MINISTERIO
DE ECONOMÍA, INDUSTRIA,
Y COMPETITIVIDAD

SECRETARÍA GENERAL DE INDUSTRIA Y PYME
DIRECCIÓN GENERAL DE INDUSTRIA Y DE LA PYME



Enero 2017

CONSTRUCCIÓN NAVAL
BOLETÍN INFORMATIVO TRIMESTRAL





ÍNDICE

INFORMACIÓN NACIONAL

1. Actividad Sectorial

- 1.1 Actividad Contractual
- 1.2 Actividad Productiva

2. Actividad Contractual

- 2.1 Resumen
- 2.2 Nuevos Contratos por Tipos de Buques
- 2.3 Cartera de Pedidos por Tipos de Buques
- 2.4 Contratación Mensual
- 2.5 Cartera de Pedidos Trimestral
- 2.6 Nuevos Contratos por Astilleros
- 2.7 Cartera de Pedidos por Astilleros

3. Actividad Productiva

- 3.1 Resumen
- 3.2 Actividad Ponderada Trimestral
- 3.3 Puestas de Quilla por Tipos de Buques
- 3.4 Puestas de Quilla Trimestrales
- 3.5 Botaduras por Tipos de Buques
- 3.6 Botaduras Trimestrales
- 3.7 Entregas (Pruebas Oficiales) por Tipos de Buques
- 3.8 Entregas (Pruebas Oficiales) Trimestrales
- 3.9 Puestas de Quilla por Astilleros
- 3.10 Botaduras por Astilleros
- 3.11 Entregas (Pruebas Oficiales) por Astilleros

4. Actividad Por C.C.A.A.

- 4.1 Nuevos Contratos y Cartera de Pedidos
- 4.2 Actividad Productiva



MINISTERIO
DE ECONOMÍA, INDUSTRIA,
Y COMPETITIVIDAD

SECRETARÍA GENERAL DE INDUSTRIA Y PYME
DIRECCIÓN GENERAL DE INDUSTRIA Y DE LA PYME

1.- ACTIVIDAD SECTORIAL

Cuarto trimestre 2016



1.1 ACTIVIDAD CONTRACTUAL

| NUEVOS CONTRATOS | AÑO 2016 | | | AÑO 2015 | | | Variación % | |
|---------------------------|--------------|----------------|----------------|--------------|----------------|----------------|-------------|-------------|
| | Nº | GT | CGT | Nº | GT | CGT | GT | CGT |
| Nacionales | 6 | 60.236 | 56.642 | 26 | 346.154 | 171.403 | -83% | -67% |
| - Mercantes | 4 | 59.497 | 53.479 | 24 | 345.252 | 167.726 | -83% | -68% |
| - Pesqueros | 2 | 739 | 3.163 | 2 | 902 | 3.677 | -18% | -14% |
| Exportacion | 14 | 33.528 | 74.972 | 21 | 85.697 | 128.765 | -61% | -42% |
| - Mercantes | 8 | 15.314 | 34.262 | 17 | 81.767 | 116.946 | -81% | -71% |
| - Pesqueros | 6 | 18.214 | 40.710 | 4 | 3.930 | 11.819 | 363% | 244% |
| TOTAL | 20 | 93.764 | 131.614 | 47 | 431.851 | 300.168 | -78% | -56% |
| - Mercantes | 12 | 74.811 | 87.741 | 41 | 427.019 | 284.672 | -82% | -69% |
| - Pesqueros | 8 | 18.953 | 43.873 | 6 | 4.832 | 15.496 | 292% | 183% |
| CARTERA DE PEDIDOS | | | | | | | | |
| | A 31/12/2016 | | | A 31/12/2015 | | | Variación % | |
| | Nº | GT | CGT | Nº | GT | CGT | GT | CGT |
| Nacionales | 23 | 399.057 | 208.779 | 26 | 346.154 | 171.403 | 15% | 22% |
| - Mercantes | 21 | 398.318 | 205.616 | 24 | 345.252 | 167.726 | 15% | 23% |
| - Pesqueros | 2 | 739 | 3.163 | 2 | 902 | 3.677 | -18% | -14% |
| Exportacion | 37 | 165.342 | 259.051 | 39 | 193.584 | 287.748 | -15% | -10% |
| - Mercantes | 28 | 143.680 | 207.930 | 31 | 178.396 | 249.149 | -19% | -17% |
| - Pesqueros | 9 | 21.662 | 51.121 | 8 | 15.188 | 38.599 | 43% | 32% |
| TOTAL | 60 | 564.399 | 467.830 | 65 | 539.738 | 459.151 | 5% | 2% |
| - Mercantes | 49 | 541.998 | 413.546 | 55 | 523.648 | 416.875 | 4% | -1% |
| - Pesqueros | 11 | 22.401 | 54.284 | 10 | 16.090 | 42.276 | 39% | 28% |

1.2. ACTIVIDAD PRODUCTIVA

| | AÑO 2016 | | | AÑO 2015 | | | Variación % | |
|--------------------------------|-----------|---------------|----------------|-----------|----------------|----------------|-------------|-------------|
| | Nº | GT | CGT | Nº | GT | CGT | GT | CGT |
| PUESTAS DE QUILLA | 27 | 31.020 | 84.419 | 32 | 429.580 | 279.626 | -93% | -70% |
| - Nacional | 10 | 5.409 | 19.974 | 14 | 339.033 | 144.912 | -98% | -86% |
| - Exportacion | 17 | 25.611 | 64.445 | 18 | 90.547 | 134.714 | -72% | -52% |
| BOTADURAS | 28 | 49.582 | 102.845 | 29 | 98.577 | 169.362 | -50% | -39% |
| - Nacional | 11 | 9.067 | 23.744 | 4 | 4.839 | 13.158 | 87% | 80% |
| - Exportacion | 17 | 40.515 | 79.101 | 25 | 93.738 | 156.204 | -57% | -49% |
| ENTREGAS (Pruebas Of.) | 27 | 68.857 | 123.627 | 25 | 34.693 | 99.444 | 98% | 24% |
| - Nacional | 11 | 7.367 | 20.395 | 4 | 5.885 | 15.912 | 25% | 28% |
| - Exportacion | 16 | 61.490 | 103.232 | 21 | 28.808 | 83.532 | 113% | 24% |
| INDICE DE ACTIVIDAD | | | | | | | | |
| Actividad Ponderada (1) | | 49.760 | 103.434 | | 165.357 | 179.449 | -70% | -42% |

(1) Actividad Ponderada = (Q+2B+E) / 4; donde Q = Puestas de Quilla, B = Botaduras, E = Entregas.



2.- ACTIVIDAD CONTRACTUAL

Cuarto trimestre 2016



2.1 RESUMEN

| ASTILLEROS | Nuevos Contratos | | | Cartera de Pedidos | | |
|---------------------|------------------|---------------|----------------|--------------------|----------------|----------------|
| | Nº | GT | CGT | Nº | GT | CGT |
| A. Armón | 6 | 2.216 | 10.547 | 9 | 3.681 | 16.957 |
| A. Armón Vigo | 4 | 3.282 | 11.243 | 4 | 3.282 | 11.243 |
| A. Gondán | 1 | 5.610 | 9.708 | 6 | 18.213 | 37.376 |
| A. J. Valiña | 0 | 0 | 0 | 0 | 0 | 0 |
| A. Murueta | 0 | 0 | 0 | 2 | 2.090 | 5.084 |
| A. Zamakona Pasaia | 0 | 0 | 0 | 0 | 0 | 0 |
| Auxnaval | 0 | 0 | 0 | 0 | 0 | 0 |
| A. Ría de Avilés | 0 | 0 | 0 | 0 | 0 | 0 |
| F. Cardama | 1 | 950 | 3.228 | 5 | 3.540 | 12.737 |
| A. Zamakona | 0 | 0 | 0 | 10 | 8.154 | 26.909 |
| Balenciaga | 1 | 5.893 | 10.008 | 2 | 9.812 | 14.519 |
| C. N. Freire | 2 | 9.800 | 20.012 | 4 | 17.810 | 35.317 |
| F. Vulcano | 0 | 0 | 0 | 1 | 15.966 | 19.289 |
| Nodosa | 3 | 2.563 | 8.290 | 7 | 6.359 | 20.433 |
| H. J. Barreras | 0 | 0 | 0 | 0 | 0 | 0 |
| Metalships & Docks | 1 | 4.950 | 10.078 | 1 | 4.950 | 10.078 |
| A. Armón Gijón | 0 | 0 | 0 | 0 | 0 | 0 |
| C.N.N. Sestao | 1 | 58.500 | 48.500 | 4 | 120.932 | 114.100 |
| PRIVADOS | 20 | 93.764 | 131.614 | 55 | 214.789 | 324.042 |
| Navantia | 0 | 0 | 0 | 5 | 349.610 | 143.788 |
| PUBLICOS | 0 | 0 | 0 | 5 | 349.610 | 143.788 |
| TOTAL SECTOR | 20 | 93.764 | 131.614 | 60 | 564.399 | 467.830 |



2.2 NUEVOS CONTRATOS POR TIPOS DE BUQUES

Cuarto trimestre 2016

| TIPOS DE BUQUES | Nacional | | | Exportacion | | | Total | | |
|--------------------|----------|---------------|---------------|-------------|---------------|---------------|-----------|---------------|----------------|
| | Nº | GT | CGT | Nº | GT | CGT | Nº | GT | CGT |
| 1 | 0 | 0 | 0 | 0 | 0 | 0 | 0 | 0 | 0 |
| 2 | 0 | 0 | 0 | 0 | 0 | 0 | 0 | 0 | 0 |
| 3 | 0 | 0 | 0 | 0 | 0 | 0 | 0 | 0 | 0 |
| 4 | 0 | 0 | 0 | 0 | 0 | 0 | 0 | 0 | 0 |
| 5 | 0 | 0 | 0 | 0 | 0 | 0 | 0 | 0 | 0 |
| 6 | 0 | 0 | 0 | 0 | 0 | 0 | 0 | 0 | 0 |
| 7 | 0 | 0 | 0 | 0 | 0 | 0 | 0 | 0 | 0 |
| 8 | 0 | 0 | 0 | 0 | 0 | 0 | 0 | 0 | 0 |
| 9 | 0 | 0 | 0 | 0 | 0 | 0 | 0 | 0 | 0 |
| 10 | 0 | 0 | 0 | 0 | 0 | 0 | 0 | 0 | 0 |
| 11 | 0 | 0 | 0 | 0 | 0 | 0 | 0 | 0 | 0 |
| 12 | 0 | 0 | 0 | 0 | 0 | 0 | 0 | 0 | 0 |
| 13 | 1 | 58.500 | 48.500 | 0 | 0 | 0 | 1 | 58.500 | 48.500 |
| 14 | 0 | 0 | 0 | 0 | 0 | 0 | 0 | 0 | 0 |
| 15 | 2 | 739 | 3.163 | 6 | 18.214 | 40.710 | 8 | 18.953 | 43.873 |
| 16 | 3 | 997 | 4.979 | 8 | 15.314 | 34.262 | 11 | 16.311 | 39.241 |
| TOTAL | 6 | 60.236 | 56.642 | 14 | 33.528 | 74.972 | 20 | 93.764 | 131.614 |

2.3 CARTERA DE PEDIDOS POR TIPOS DE BUQUES

A 31/12/2016

| TIPOS DE BUQUES | Nacional | | | Exportacion | | | Total | | |
|--------------------|-----------|----------------|----------------|-------------|----------------|----------------|-----------|----------------|----------------|
| | Nº | GT | CGT | Nº | GT | CGT | Nº | GT | CGT |
| 1 | 5 | 329.755 | 124.780 | 0 | 0 | 0 | 5 | 329.755 | 124.780 |
| 2 | 0 | 0 | 0 | 0 | 0 | 0 | 0 | 0 | 0 |
| 3 | 0 | 0 | 0 | 0 | 0 | 0 | 0 | 0 | 0 |
| 4 | 0 | 0 | 0 | 0 | 0 | 0 | 0 | 0 | 0 |
| 5 | 0 | 0 | 0 | 0 | 0 | 0 | 0 | 0 | 0 |
| 6 | 1 | 3.919 | 4.511 | 0 | 0 | 0 | 1 | 3.919 | 4.511 |
| 7 | 0 | 0 | 0 | 0 | 0 | 0 | 0 | 0 | 0 |
| 8 | 0 | 0 | 0 | 0 | 0 | 0 | 0 | 0 | 0 |
| 9 | 0 | 0 | 0 | 0 | 0 | 0 | 0 | 0 | 0 |
| 10 | 0 | 0 | 0 | 0 | 0 | 0 | 0 | 0 | 0 |
| 11 | 0 | 0 | 0 | 0 | 0 | 0 | 0 | 0 | 0 |
| 12 | 0 | 0 | 0 | 0 | 0 | 0 | 0 | 0 | 0 |
| 13 | 1 | 58.500 | 48.500 | 1 | 15.966 | 19.289 | 2 | 74.466 | 67.789 |
| 14 | 0 | 0 | 0 | 1 | 2.100 | 5.279 | 1 | 2.100 | 5.279 |
| 15 | 2 | 739 | 3.163 | 9 | 21.662 | 51.121 | 11 | 22.401 | 54.284 |
| 16 | 14 | 6.144 | 27.825 | 26 | 125.614 | 183.362 | 40 | 131.758 | 211.187 |
| TOTAL | 23 | 399.057 | 208.779 | 37 | 165.342 | 259.051 | 60 | 564.399 | 467.830 |

Nota: Para Tipos de buques ver ANEXO



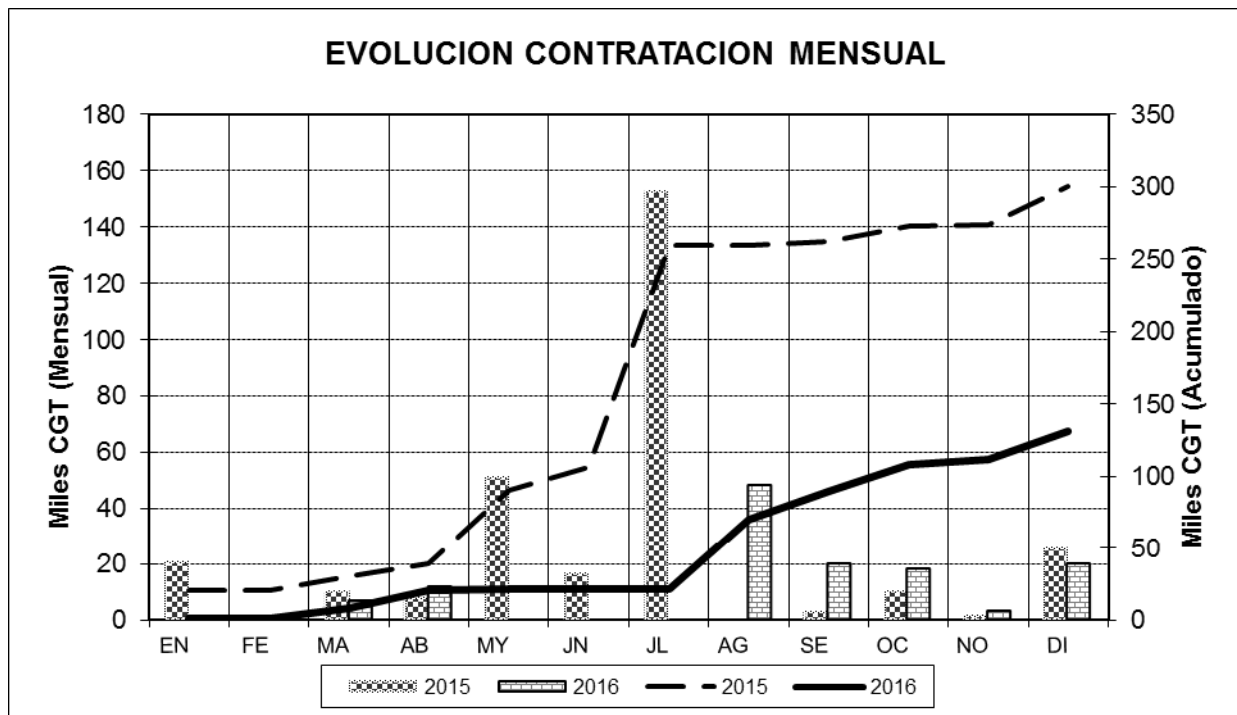
2.4 CONTRATACION MENSUAL – CGT

| 2015 | Enero | Febrero | Marzo | Abril | Mayo | Junio |
|-----------|--------|---------|--------|--------|--------|---------|
| Mes | 20.600 | 0 | 10.248 | 8.047 | 51.400 | 16.509 |
| Acumulado | 20.600 | 20.600 | 30.848 | 38.895 | 90.295 | 106.804 |

| 2015 | Julio | Agosto | Septiembre | Octubre | Noviembre | Diciembre |
|-----------|---------|---------|------------|---------|-----------|-----------|
| Mes | 152.816 | 0 | 2.857 | 10.116 | 1.707 | 25.868 |
| Acumulado | 259.620 | 259.620 | 262.477 | 272.593 | 274.300 | 300.168 |

| 2016 | Enero | Febrero | Marzo | Abril | Mayo | Junio |
|-----------|-------|---------|-------|--------|--------|--------|
| Mes | 1.230 | 0 | 7.212 | 11.871 | 1.167 | 0 |
| Acumulado | 1.230 | 1.230 | 8.442 | 20.313 | 21.480 | 21.480 |

| 2016 | Julio | Agosto | Septiembre | Octubre | Noviembre | Diciembre |
|-----------|--------|--------|------------|---------|-----------|-----------|
| Mes | 0 | 48.500 | 20.012 | 18.373 | 3.163 | 20.086 |
| Acumulado | 21.480 | 69.980 | 89.992 | 108.365 | 111.528 | 131.614 |

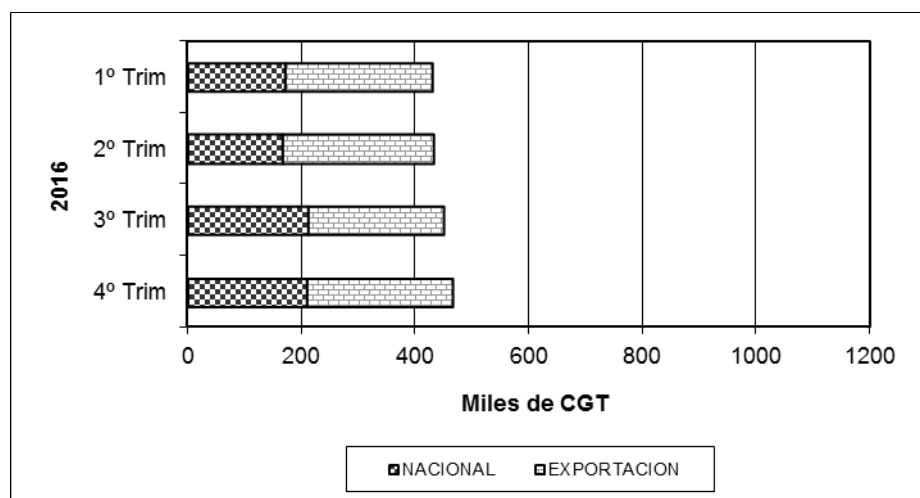
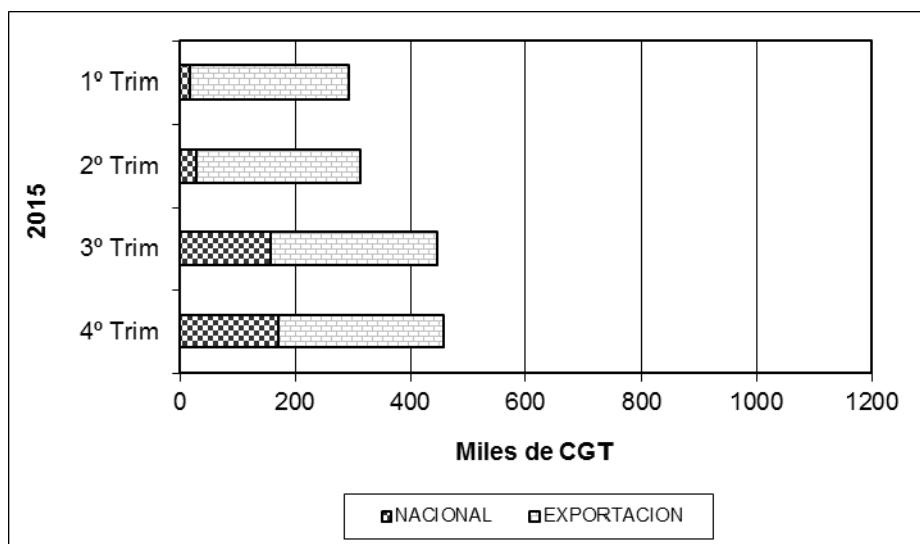




2.5 CARTERA DE PEDIDOS TRIMESTRAL – CGT

| 2015 | 1º Trim | 2º Trim | 3º Trim | 4º Trim |
|-------------|---------|---------|---------|---------|
| NACIONAL | 16.819 | 28.303 | 158.966 | 171.403 |
| EXPORTACION | 277.784 | 286.473 | 288.252 | 287.748 |
| TOTAL | 294.603 | 314.776 | 447.218 | 459.151 |

| 2016 | 1º Trim | 2º Trim | 3º Trim | 4º Trim |
|-------------|---------|---------|---------|---------|
| NACIONAL | 170.939 | 167.335 | 211.444 | 208.779 |
| EXPORTACION | 259.763 | 266.183 | 239.567 | 259.051 |
| TOTAL | 430.702 | 433.518 | 451.011 | 467.830 |





2.6 NUEVOS CONTRATOS POR ASTILLEROS

ASTILLEROS ARMON, S.A.

| Nº de Const. | TIPO OCDE | ARMADOR | PAIS | GT | CGT | TPM |
|--------------|-----------|----------------------------|-------------------|--------------|---------------|----------|
| C-773 | 16 | HERCULES INT. TOWAGE SERV. | España | 433 | 1.983 | 0 |
| C-780 | 15 | PESQUERAS ALFONSO | España | 256 | 1.230 | 0 |
| C-782 | 16 | SOGEPORTS | Argelia | 369 | 1.796 | 0 |
| C-783 | 16 | SOGEPORTS | Argelia | 369 | 1.796 | 0 |
| C-785 | 16 | SOGEPORTS | Argelia | 369 | 1.796 | 0 |
| C-790 | 16 | NAMPORT | Namibia | 420 | 1.946 | 0 |
| 6 | Buques | | TOTAL..... | 2.216 | 10.547 | 0 |

ASTILLEROS ARMON VIGO

| Nº de Const. | TIPO OCDE | ARMADOR | PAIS | GT | CGT | TPM |
|--------------|-----------|------------------|-------------------|--------------|---------------|----------|
| C-098 | 16 | INIDEP | Argentina | 1.334 | 3.984 | 0 |
| C-100 | 15 | ISABELLA FISHING | Seychelles | 498 | 2.163 | 0 |
| C-102 | 15 | JADALMAR | España | 483 | 1.933 | 0 |
| C-105 | 15 | MOSCUZZA | Argentina | 967 | 3.163 | 0 |
| 4 | Buques | | TOTAL..... | 3.282 | 11.243 | 0 |

ASTILLEROS GONDAN, S.A.

| Nº de Const. | TIPO OCDE | ARMADOR | PAIS | GT | CGT | TPM |
|--------------|-----------|----------------|-------------------|--------------|--------------|----------|
| C-471 | 16 | WEST ENERGY AS | Noruega | 5.610 | 9.708 | 0 |
| 1 | Buques | | TOTAL..... | 5.610 | 9.708 | 0 |

F.CARDAMA, S.A. ASTILLEROS Y VARADEROS

| Nº de Const. | TIPO OCDE | ARMADOR | PAIS | GT | CGT | TPM |
|--------------|-----------|---------|-------------------|------------|--------------|----------|
| C-243 | 16 | SENEGAL | Senegal | 950 | 3.228 | 0 |
| 1 | Buques | | TOTAL..... | 950 | 3.228 | 0 |

BALENCIAGA S.A.

| Nº de Const. | TIPO OCDE | ARMADOR | PAIS | GT | CGT | TPM |
|--------------|-----------|-----------------|-------------------|--------------|---------------|----------|
| C-409 | 16 | HAV LINE VESSEL | Noruega | 5.893 | 10.008 | 0 |
| 1 | Buques | | TOTAL..... | 5.893 | 10.008 | 0 |

C. N. FREIRE, S.A.

| Nº de Const. | TIPO OCDE | ARMADOR | PAIS | GT | CGT | TPM |
|--------------|-----------|-----------------|-------------------|--------------|---------------|----------|
| C-715 | 15 | QAJAQ TRAWL A/S | Groenlandia | 4.900 | 10.006 | 0 |
| C-716 | 15 | POLAR SEAFOOD | Groenlandia | 4.900 | 10.006 | 0 |
| 2 | Buques | | TOTAL..... | 9.800 | 20.012 | 0 |

METALSHIPS & DOCKS

| Nº de Const. | TIPO OCDE | ARMADOR | PAIS | GT | CGT | TPM |
|--------------|-----------|-----------------|-------------------|--------------|---------------|----------|
| C-298 | 15 | NIISA TRAWL APS | Groenlandia | 4.950 | 10.078 | 0 |
| 1 | Buques | | TOTAL..... | 4.950 | 10.078 | 0 |

C.N.N. SESTAO

| Nº de Const. | TIPO OCDE | ARMADOR | PAIS | GT | CGT | TPM |
|--------------|-----------|----------|-------------------|---------------|---------------|----------|
| C-348 | 13 | BALEARIA | España | 58.500 | 48.500 | 0 |
| 1 | Buques | | TOTAL..... | 58.500 | 48.500 | 0 |



NODOSA, S.L.

| Nº de Const. | TIPO OCDE | ARMADOR | PAIS | GT | CGT | TPM |
|-------------------------|----------------------|--------------------------|-------------------|--------------|--------------|------------|
| C-285 | 16 | TECNOLOGIA MEDIOAMBIENTE | España | 184 | 1.167 | 0 |
| C-287 | 16 | NODOSA | España | 380 | 1.829 | 0 |
| C-288 | 15 | JUPITER FISHING CO.LTD. | I.Malvinas | 1.999 | 5.294 | |
| 3 | Buques | | TOTAL..... | 2.563 | 8.290 | 0 |



2.7 CARTERA DE PEDIDOS POR ASTILLEROS

ASTILLEROS ARMON, S.A.

| Nº de Const. | TIPO OCDE | ARMADOR | PAIS | GT | CGT | TPM |
|--------------|---------------|----------------------------|-------------------|--------------|---------------|----------|
| C-763 | 16 | ADRIA TOW | Eslovenia | 469 | 2.084 | 0 |
| C-773 | 16 | HERCULES INT. TOWAGE SERV. | España | 433 | 1.983 | 0 |
| C-776 | 16 | SEA CAT CREWZER | U.S.A. | 498 | 2.163 | 0 |
| C-777 | 16 | SEA CAT CREWZER | U.S.A. | 498 | 2.163 | 0 |
| C-780 | 15 | PESQUERAS ALFONSO | España | 256 | 1.230 | 0 |
| C-782 | 16 | SOGEPORTS | Argelia | 369 | 1.796 | 0 |
| C-783 | 16 | SOGEPORTS | Argelia | 369 | 1.796 | 0 |
| C-785 | 16 | SOGEPORTS | Argelia | 369 | 1.796 | 0 |
| C-790 | 16 | NAMPORT | Namibia | 420 | 1.946 | 0 |
| 9 | Buques | | TOTAL..... | 3.681 | 16.957 | 0 |

ASTILLEROS ARMON VIGO

| Nº de Const. | TIPO OCDE | ARMADOR | PAIS | GT | CGT | TPM |
|--------------|---------------|------------------|-------------------|--------------|---------------|----------|
| C-098 | 16 | INIDEP | Argentina | 1.334 | 3.984 | 0 |
| C-100 | 15 | ISABELLA FISHING | Seychelles | 498 | 2.163 | 0 |
| C-102 | 15 | JADALMAR | España | 483 | 1.933 | 0 |
| C-105 | 15 | MOSCUZZA | Argentina | 967 | 3.163 | 0 |
| 4 | Buques | | TOTAL..... | 3.282 | 11.243 | 0 |

ASTILLEROS GONDAN, S.A.

| Nº de Const. | TIPO OCDE | ARMADOR | PAIS | GT | CGT | TPM |
|--------------|---------------|------------------|-------------------|---------------|---------------|----------|
| C-460 | 16 | IMR/HAVFORSKNING | Noruega | 3.870 | 7.712 | 0 |
| C-465 | 16 | BURGSERTJENESTE | Noruega | 1.041 | 3.416 | 0 |
| C-466 | 16 | BURGSERTJENESTE | Noruega | 1.041 | 3.416 | 0 |
| C-467 | 16 | BURGSERTJENESTE | Noruega | 1.041 | 3.416 | 0 |
| C-470 | 16 | WEST ENERGY AS | Noruega | 5.610 | 9.708 | 0 |
| C-471 | 16 | WEST ENERGY AS | Noruega | 5.610 | 9.708 | 0 |
| 6 | Buques | | TOTAL..... | 18.213 | 37.376 | 0 |

ASTILLEROS MURUETA, S.A.

| Nº de Const. | TIPO OCDE | ARMADOR | PAIS | GT | CGT | TPM |
|--------------|---------------|-----------------|-------------------|--------------|--------------|----------|
| C-310 | 16 | C.R. IBAIZABAL | España | 335 | 1.692 | 0 |
| C-314 | 1 | NAVIERA MURUETA | España | 1.755 | 3.392 | 0 |
| 2 | Buques | | TOTAL..... | 2.090 | 5.084 | 0 |

F.CARDAMA, S.A. ASTILLEROS Y VARADEROS

| Nº de Const. | TIPO OCDE | ARMADOR | PAIS | GT | CGT | TPM |
|--------------|---------------|-----------------------------------|-------------------|--------------|---------------|----------|
| C-220 | 16 | EMPRESA PORTUARIA DO LOBITO, E.P. | Angola | 250 | 1.411 | 0 |
| C-241 | 16 | S.O.C. IRAQ | Iraq | 780 | 2.857 | 0 |
| C-242 | 16 | | Dinamarca | 1.370 | 4.051 | 0 |
| C-243 | 16 | SENEGAL | Senegal | 950 | 3.228 | 0 |
| C-253 | 16 | MARSA MAROC | Marruecos | 190 | 1.190 | 0 |
| 5 | Buques | | TOTAL..... | 3.540 | 12.737 | 0 |



ASTILLEROS ZAMAKONA, S.A.

| Nº de Const. | TIPO OCDE | ARMADOR | PAIS | GT | CGT | TPM |
|--------------|---------------|-----------------|-------------------|--------------|---------------|----------|
| C-769 | 16 | CAEN ENTERPRISE | España | 496 | 2.158 | |
| C-770 | 16 | GRUPO BOLUDA | España | 496 | 2.158 | |
| C-771 | 16 | GRUPO BOLUDA | España | 496 | 2.158 | |
| C-774 | 16 | GRUPO BOLUDA | España | 496 | 2.158 | |
| C-775 | 16 | GRUPO BOLUDA | España | 496 | 2.158 | |
| C-776 | 16 | GRUPO BOLUDA | España | 496 | 2.158 | |
| C-777 | 16 | GRUPO BOLUDA | España | 496 | 2.158 | |
| C-778 | 16 | GRUPO BOLUDA | España | 496 | 2.158 | |
| C-779 | 16 | GRUPO BOLUDA | España | 496 | 2.158 | |
| C-780 | 16 | ESVAGT A/S | Dinamarca | 3.690 | 7.487 | 0 |
| 10 | Buques | | TOTAL..... | 8.154 | 26.909 | 0 |

BALENCIAGA S.A.

| Nº de Const. | TIPO OCDE | ARMADOR | PAIS | GT | CGT | TPM |
|--------------|---------------|-----------------|-------------------|--------------|---------------|----------|
| C-408 | 6 | UROLA SHIPPING | España | 3.919 | 4.511 | |
| C-409 | 16 | HAV LINE VESSEL | Noruega | 5.893 | 10.008 | 0 |
| 2 | Buques | | TOTAL..... | 9.812 | 14.519 | 0 |

C. N. FREIRE, S.A.

| Nº de Const. | TIPO OCDE | ARMADOR | PAIS | GT | CGT | TPM |
|--------------|---------------|---------------------|-------------------|---------------|---------------|----------|
| C-705 | 14 | ARMADA DE INDONESIA | Indonesia | 2.100 | 5.279 | 0 |
| C-710 | 16 | MARINA G. DE PERU | Perú | 5.910 | 10.026 | 0 |
| C-715 | 15 | QAJAQ TRAWL A/S | Groenlandia | 4.900 | 10.006 | 0 |
| C-716 | 15 | POLAR SEAFOOD | Groenlandia | 4.900 | 10.006 | 0 |
| 4 | Buques | | TOTAL..... | 17.810 | 35.317 | 0 |

FACTORIAS VULCANO, S.A.

| Nº de Const. | TIPO OCDE | ARMADOR | PAIS | GT | CGT | TPM |
|--------------|---------------|---------|-------------------|---------------|---------------|-----|
| C-13100 | 13 | | (España) | 15.966 | 19.289 | |
| 1 | Buques | | TOTAL..... | 15.966 | 19.289 | |

METALSHIPS & DOCKS

| Nº de Const. | TIPO OCDE | ARMADOR | PAIS | GT | CGT | TPM |
|--------------|---------------|-----------------|-------------------|--------------|---------------|----------|
| C-298 | 15 | NIISA TRAWL APS | Groenlandia | 4.950 | 10.078 | 0 |
| 1 | Buques | | TOTAL..... | 4.950 | 10.078 | 0 |

C.N.N. SESTAO

| Nº de Const. | TIPO OCDE | ARMADOR | PAIS | GT | CGT | TPM |
|--------------|---------------|----------------------|-------------------|----------------|----------------|----------|
| C-345 | 16 | TIDEWAY BV | Holanda | 18.900 | 20.600 | 0 |
| C-346 | 16 | VAN OORD SHIP MANAG. | Holanda | 21.766 | 22.500 | 0 |
| C-347 | 16 | VAN OORD SHIP MANAG. | Holanda | 21.766 | 22.500 | 0 |
| C-348 | 13 | BALEARIA | España | 58.500 | 48.500 | 0 |
| 4 | Buques | | TOTAL..... | 120.932 | 114.100 | 0 |



NAVANTIA

| Nº de Const. | TIPO OCDE | ARMADOR | PAIS | GT | CGT | TPM |
|--------------|---------------|------------------------------------|-------------------|----------------|----------------|--------------|
| C-215 | 16 | PMI NORTEAMERICA, SA DE CV | Méjico | 21.610 | 22.400 | 7.000 |
| C-540 | 1 | ONDIMAR TRANSPORTES MARITIMOS S.A. | España | 82.000 | 30.347 | |
| C-541 | 1 | ONDIMAR TRANSPORTES MARITIMOS S.A. | España | 82.000 | 30.347 | |
| C-544 | 1 | ONDIMAR TRANSPORTES MARITIMOS S.A. | España | 82.000 | 30.347 | |
| C-545 | 1 | ONDIMAR TRANSPORTES MARITIMOS S.A. | España | 82.000 | 30.347 | |
| 5 | Buques | | TOTAL..... | 349.610 | 143.788 | 7.000 |

NODOSA, S.L.

| Nº de Const. | TIPO OCDE | ARMADOR | PAIS | GT | CGT | TPM |
|--------------|---------------|-----------------------------|-------------------|--------------|---------------|----------|
| C-277 | 16 | AMARE MARIN SL | España | 348 | 1.732 | 0 |
| C-282 | 15 | CONSOLIDATED FISHERIES LTD. | I.Malvinas | 1.560 | 4.439 | 0 |
| C-283 | 15 | GRUPO OSPREY | Holanda | 390 | 1.659 | 0 |
| C-284 | 15 | KALAMAR LIMITED | I.Malvinas | 1.498 | 4.313 | 0 |
| C-285 | 16 | TECNOLOGIA MEDIOAMBIENTE | España | 184 | 1.167 | 0 |
| C-287 | 16 | NODOSA | España | 380 | 1.829 | 0 |
| C-288 | 15 | JUPITER FISHING CO.LTD. | I.Malvinas | 1.999 | 5.294 | 0 |
| 7 | Buques | | TOTAL..... | 6.359 | 20.433 | 0 |



MINISTERIO
DE ECONOMÍA, INDUSTRIA,
Y COMPETITIVIDAD

SECRETARÍA GENERAL DE INDUSTRIA Y PYME
DIRECCIÓN GENERAL DE INDUSTRIA Y DE LA PYME

3.- ACTIVIDAD PRODUCTIVA

Cuarto trimestre 2016



3.1.RESUMEN

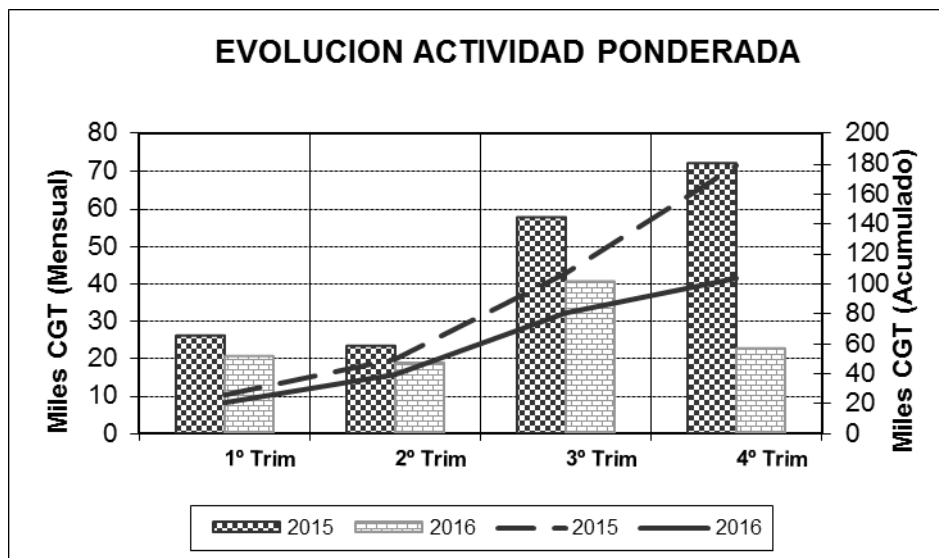
| ASTILLEROS | Puestas de Quilla | | | Botaduras | | | Entregas (Pruebas Oficiales) | | | Indice de Actividad | |
|---------------------|-------------------|---------------|---------------|-----------|---------------|----------------|------------------------------|---------------|----------------|---------------------|----------------|
| | Nº | GT | CGT | Nº | GT | CGT | Nº | GT | CGT | GT | CGT |
| A. Armón | 6 | 2.578 | 11.383 | 6 | 2.196 | 10.209 | 10 | 4.052 | 18.053 | 2.756 | 12.464 |
| A. Armón Vigo | 3 | 2.321 | 8.286 | 3 | 1.769 | 7.163 | 4 | 2.060 | 7.463 | 1.980 | 7.519 |
| A. Gondán | 4 | 8.733 | 19.956 | 4 | 4.525 | 14.357 | 2 | 6.247 | 12.959 | 6.008 | 15.407 |
| A. J. Valiña | 0 | 0 | 0 | 0 | 0 | 0 | 0 | 0 | 0 | 0 | 0 |
| A. Murueta | 1 | 1.755 | 3.392 | 2 | 2.090 | 5.084 | 2 | 4.158 | 10.888 | 2.523 | 6.112 |
| A.Zamacona Pasaia | 0 | 0 | 0 | 0 | 0 | 0 | 0 | 0 | 0 | 0 | 0 |
| Auxnaval | 0 | 0 | 0 | 0 | 0 | 0 | 0 | 0 | 0 | 0 | 0 |
| A. Ría de Avilés | 0 | 0 | 0 | 0 | 0 | 0 | 0 | 0 | 0 | 0 | 0 |
| F. Cardama | 4 | 2.110 | 8.465 | 3 | 1.160 | 5.237 | 1 | 190 | 1.190 | 1.155 | 5.032 |
| A. Zamacona | 4 | 5.178 | 13.961 | 2 | 992 | 4.316 | 1 | 496 | 2.158 | 1.915 | 6.188 |
| Balenciaga | 1 | 5.893 | 10.008 | 1 | 3.919 | 4.511 | 3 | 7.455 | 14.001 | 5.297 | 8.258 |
| C. N. Freire | 0 | 0 | 0 | 2 | 8.010 | 15.305 | 1 | 3.100 | 7.229 | 4.780 | 9.460 |
| F. Vulcano | 0 | 0 | 0 | 0 | 0 | 0 | 0 | 0 | 0 | 0 | 0 |
| Nodosa | 4 | 2.452 | 8.968 | 3 | 2.298 | 7.830 | 0 | 0 | 0 | 1.762 | 6.157 |
| H. J. Barreras | 0 | 0 | 0 | 0 | 0 | 0 | 1 | 21.893 | 22.581 | 5.473 | 5.645 |
| Metalships & Docks | 0 | 0 | 0 | 0 | 0 | 0 | 0 | 0 | 0 | 0 | 0 |
| A. Armón Gijón | 0 | 0 | 0 | 1 | 3.723 | 8.233 | 1 | 3.723 | 8.233 | 2.792 | 6.175 |
| C.N.N. Sestao | 0 | 0 | 0 | 1 | 18.900 | 20.600 | 1 | 15.483 | 18.872 | 13.321 | 15.018 |
| PRIVADOS | 27 | 31.020 | 84.419 | 28 | 49.582 | 102.845 | 27 | 68.857 | 123.627 | 49.760 | 103.434 |
| Navantia | 0 | 0 | 0 | 0 | 0 | 0 | 0 | 0 | 0 | 0 | 0 |
| PUBLICOS | 0 | 0 | 0 | 0 | 0 | 0 | 0 | 0 | 0 | 0 | 0 |
| TOTAL SECTOR | 27 | 31.020 | 84.419 | 28 | 49.582 | 102.845 | 27 | 68.857 | 123.627 | 49.760 | 103.434 |



3.2 ACTIVIDAD PONDERADA TRIMESTRAL – CGT

| 2015 | 1º Trim | 2º Trim | 3º Trim | 4º Trim |
|------------|---------|---------|---------|---------|
| Trimestral | 26.109 | 23.514 | 57.590 | 72.237 |
| Acumulada | 26.109 | 49.622 | 107.212 | 179.449 |

| 2016 | 1º Trim | 2º Trim | 3º Trim | 4º Trim |
|------------|---------|---------|---------|---------|
| Trimestral | 20.699 | 19.218 | 40.550 | 22.967 |
| Acumulada | 20.699 | 39.917 | 80.467 | 103.434 |



NOTA: Actividad ponderada = $(Q+2B+E)/4$



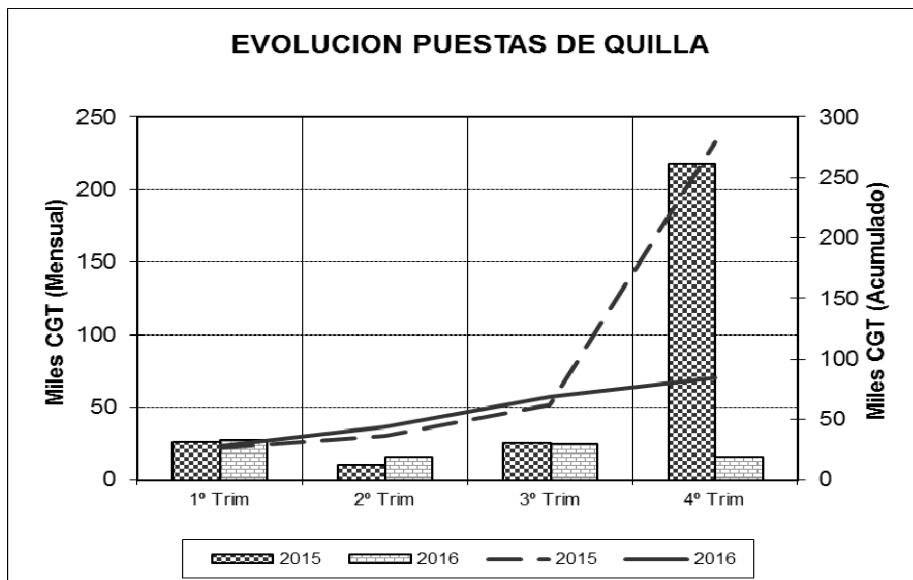
3.3 PUESTAS DE QUILLA POR TIPOS DE BUQUES

| TIPOS DE BUQUES | Nº | Nacional | | Exportacion | | | Nº | Total | |
|-----------------|-----------|--------------|---------------|-------------|---------------|---------------|-----------|---------------|---------------|
| | | GT | CGT | Nº | GT | CGT | | GT | CGT |
| 1 | 1 | 1.755 | 3.392 | 0 | 0 | 0 | 1 | 1.755 | 3.392 |
| 2 | 0 | 0 | 0 | 0 | 0 | 0 | 0 | 0 | 0 |
| 3 | 0 | 0 | 0 | 0 | 0 | 0 | 0 | 0 | 0 |
| 4 | 0 | 0 | 0 | 0 | 0 | 0 | 0 | 0 | 0 |
| 5 | 0 | 0 | 0 | 0 | 0 | 0 | 0 | 0 | 0 |
| 6 | 0 | 0 | 0 | 0 | 0 | 0 | 0 | 0 | 0 |
| 7 | 0 | 0 | 0 | 0 | 0 | 0 | 0 | 0 | 0 |
| 8 | 0 | 0 | 0 | 0 | 0 | 0 | 0 | 0 | 0 |
| 9 | 0 | 0 | 0 | 0 | 0 | 0 | 0 | 0 | 0 |
| 10 | 0 | 0 | 0 | 0 | 0 | 0 | 0 | 0 | 0 |
| 11 | 0 | 0 | 0 | 0 | 0 | 0 | 0 | 0 | 0 |
| 12 | 0 | 0 | 0 | 0 | 0 | 0 | 0 | 0 | 0 |
| 13 | 0 | 0 | 0 | 0 | 0 | 0 | 0 | 0 | 0 |
| 14 | 0 | 0 | 0 | 0 | 0 | 0 | 0 | 0 | 0 |
| 15 | 3 | 1.169 | 5.129 | 3 | 2.386 | 8.135 | 6 | 3.555 | 13.264 |
| 16 | 6 | 2.485 | 11.453 | 14 | 23.225 | 56.310 | 20 | 25.710 | 67.763 |
| TOTAL | 10 | 5.409 | 19.974 | 17 | 25.611 | 64.445 | 27 | 31.020 | 84.419 |

3.4 PUESTAS DE QUILLA TRIMESTRALES – CGT

| 2015 | 1º Trim | 2º Trim | 3º Trim | 4º Trim |
|------------|---------|---------|---------|---------|
| Trimestral | 26.021 | 10.219 | 25.625 | 217.761 |
| Acumulada | 26.021 | 36.240 | 61.865 | 279.626 |

| 2016 | 1º Trim | 2º Trim | 3º Trim | 4º Trim |
|------------|---------|---------|---------|---------|
| Trimestral | 27.686 | 15.864 | 24.891 | 15.978 |
| Acumulada | 27.686 | 43.550 | 68.441 | 84.419 |





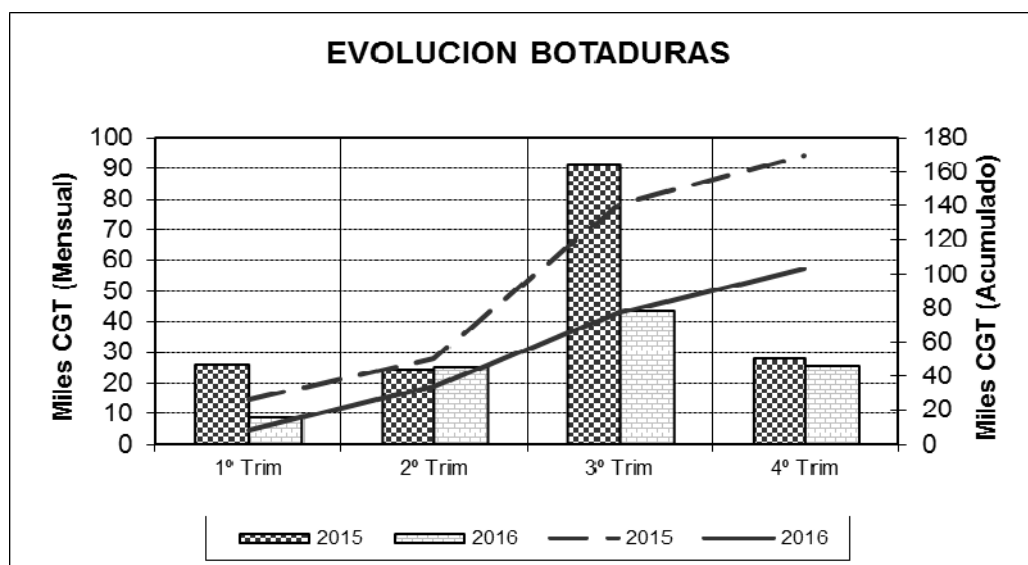
3.5 BOTADURAS POR TIPOS DE BUQUES

| TIPOS DE BUQUES | Nº | Nacional | | Exportacion | | | Nº | Total | |
|-----------------|-----------|--------------|---------------|-------------|---------------|---------------|-----------|---------------|----------------|
| | | GT | CGT | Nº | GT | CGT | | GT | CGT |
| 1 | 1 | 1.755 | 3.392 | 0 | 0 | 0 | 1 | 1.755 | 3.392 |
| 2 | 0 | 0 | 0 | 0 | 0 | 0 | 0 | 0 | 0 |
| 3 | 0 | 0 | 0 | 0 | 0 | 0 | 0 | 0 | 0 |
| 4 | 0 | 0 | 0 | 0 | 0 | 0 | 0 | 0 | 0 |
| 5 | 0 | 0 | 0 | 0 | 0 | 0 | 0 | 0 | 0 |
| 6 | 1 | 3.919 | 4.511 | 0 | 0 | 0 | 1 | 3.919 | 4.511 |
| 7 | 0 | 0 | 0 | 0 | 0 | 0 | 0 | 0 | 0 |
| 8 | 0 | 0 | 0 | 0 | 0 | 0 | 0 | 0 | 0 |
| 9 | 0 | 0 | 0 | 0 | 0 | 0 | 0 | 0 | 0 |
| 10 | 0 | 0 | 0 | 0 | 0 | 0 | 0 | 0 | 0 |
| 11 | 0 | 0 | 0 | 0 | 0 | 0 | 0 | 0 | 0 |
| 12 | 0 | 0 | 0 | 0 | 0 | 0 | 0 | 0 | 0 |
| 13 | 0 | 0 | 0 | 0 | 0 | 0 | 0 | 0 | 0 |
| 14 | 0 | 0 | 0 | 1 | 2.100 | 5.279 | 1 | 2.100 | 5.279 |
| 15 | 2 | 913 | 3.899 | 4 | 6.171 | 16.494 | 6 | 7.084 | 20.393 |
| 16 | 7 | 2.480 | 11.942 | 12 | 32.244 | 57.328 | 19 | 34.724 | 69.270 |
| TOTAL | 11 | 9.067 | 23.744 | 17 | 40.515 | 79.101 | 28 | 49.582 | 102.845 |

3.6 BOTADURAS TRIMESTRALES – CGT

| 2015 | 1º Trim | 2º Trim | 3º Trim | 4º Trim |
|------------|---------|---------|---------|---------|
| Trimestral | 26.083 | 24.513 | 90.752 | 28.014 |
| Acumulada | 26.083 | 50.596 | 141.348 | 169.362 |

| 2016 | 1º Trim | 2º Trim | 3º Trim | 4º Trim |
|------------|---------|---------|---------|---------|
| Trimestral | 8.663 | 25.279 | 43.360 | 25.543 |
| Acumulada | 8.663 | 33.942 | 77.302 | 102.845 |





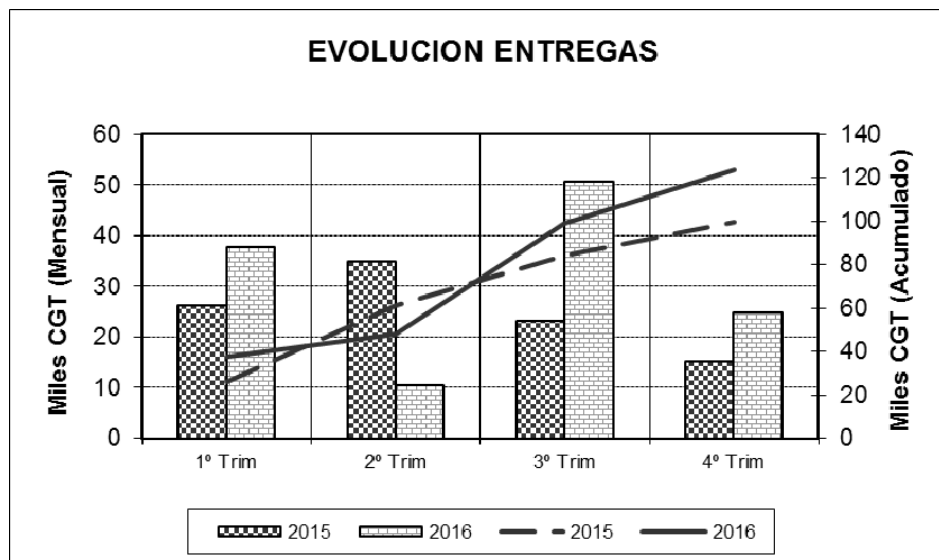
3.7 ENTREGAS (Pruebas Oficiales) POR TIPOS DE BUQUE

| TIPOS DE BUQUES | Nº | Nacional | | Exportacion | | | Total | | |
|-----------------|-----------|--------------|---------------|-------------|---------------|----------------|-----------|---------------|----------------|
| | | GT | CGT | Nº | GT | CGT | Nº | GT | CGT |
| 1 | 0 | 0 | 0 | 0 | 0 | 0 | 0 | 0 | 0 |
| 2 | 0 | 0 | 0 | 0 | 0 | 0 | 0 | 0 | 0 |
| 3 | 0 | 0 | 0 | 0 | 0 | 0 | 0 | 0 | 0 |
| 4 | 0 | 0 | 0 | 0 | 0 | 0 | 0 | 0 | 0 |
| 5 | 0 | 0 | 0 | 0 | 0 | 0 | 0 | 0 | 0 |
| 6 | 1 | 3.919 | 4.511 | 0 | 0 | 0 | 1 | 3.919 | 4.511 |
| 7 | 0 | 0 | 0 | 0 | 0 | 0 | 0 | 0 | 0 |
| 8 | 0 | 0 | 0 | 0 | 0 | 0 | 0 | 0 | 0 |
| 9 | 0 | 0 | 0 | 0 | 0 | 0 | 0 | 0 | 0 |
| 10 | 0 | 0 | 0 | 0 | 0 | 0 | 0 | 0 | 0 |
| 11 | 0 | 0 | 0 | 0 | 0 | 0 | 0 | 0 | 0 |
| 12 | 0 | 0 | 0 | 0 | 0 | 0 | 0 | 0 | 0 |
| 13 | 0 | 0 | 0 | 1 | 15.483 | 18.872 | 1 | 15.483 | 18.872 |
| 14 | 0 | 0 | 0 | 0 | 0 | 0 | 0 | 0 | 0 |
| 15 | 2 | 913 | 3.899 | 5 | 11.463 | 27.758 | 7 | 12.376 | 31.657 |
| 16 | 8 | 2.535 | 11.985 | 10 | 34.544 | 56.602 | 18 | 37.079 | 68.587 |
| TOTAL | 11 | 7.367 | 20.395 | 16 | 61.490 | 103.232 | 27 | 68.857 | 123.627 |

3.8 ENTREGAS (Pruebas Oficiales) TRIMESTRALES – CGT

| 2015 | 1º Trim | 2º Trim | 3º Trim | 4º Trim |
|------------|---------|---------|---------|---------|
| Trimestral | 26.248 | 34.809 | 23.231 | 15.156 |
| Acumulada | 26.248 | 61.057 | 84.288 | 99.444 |

| 2016 | 1º Trim | 2º Trim | 3º Trim | 4º Trim |
|------------|---------|---------|---------|---------|
| Trimestral | 37.784 | 10.451 | 50.589 | 24.803 |
| Acumulada | 37.784 | 48.235 | 98.824 | 123.627 |





3.9 PUESTAS DE QUILLA POR ASTILLEROS

ASTILLEROS ARMON, S.A.

| Nº de Const. | TIPO OCDE | ARMADOR | PAIS | GT | CGT | TPM |
|--------------|-----------|----------------------------|-------------------|--------------|---------------|----------|
| C-763 | 16 | ADRIA TOW | Eslovenia | 469 | 2.084 | 0 |
| C-773 | 16 | HERCULES INT. TOWAGE SERV. | España | 433 | 1.983 | 0 |
| C-776 | 16 | SEA CAT CREWZER | U.S.A. | 498 | 2.163 | 0 |
| C-777 | 16 | SEA CAT CREWZER | U.S.A. | 498 | 2.163 | 0 |
| C-780 | 15 | PESQUERAS ALFONSO | España | 256 | 1.230 | 0 |
| C-781 | 15 | ATUNSA | España | 424 | 1.760 | 0 |
| 6 | Buques | | TOTAL..... | 2.578 | 11.383 | 0 |

ASTILLEROS ARMON VIGO

| Nº de Const. | TIPO OCDE | ARMADOR | PAIS | GT | CGT | TPM |
|--------------|-----------|------------------|-------------------|--------------|--------------|----------|
| C-096 | 15 | ALBACORA S.A. | España | 489 | 2.139 | |
| C-098 | 16 | INIDEP | Argentina | 1.334 | 3.984 | 0 |
| C-100 | 15 | ISABELLA FISHING | Seychelles | 498 | 2.163 | 0 |
| 3 | Buques | | TOTAL..... | 2.321 | 8.286 | 0 |

ASTILLEROS GONDAN, S.A.

| Nº de Const. | TIPO OCDE | ARMADOR | PAIS | GT | CGT | TPM |
|--------------|-----------|-----------------|-------------------|--------------|---------------|----------|
| C-465 | 16 | BURGSERTJENESTE | Noruega | 1.041 | 3.416 | 0 |
| C-466 | 16 | BURGSERTJENESTE | Noruega | 1.041 | 3.416 | 0 |
| C-467 | 16 | BURGSERTJENESTE | Noruega | 1.041 | 3.416 | 0 |
| C-470 | 16 | WEST ENERGY AS | Noruega | 5.610 | 9.708 | 0 |
| 4 | Buques | | TOTAL..... | 8.733 | 19.956 | 0 |

ASTILLEROS MURUETA, S.A.

| Nº de Const. | TIPO OCDE | ARMADOR | PAIS | GT | CGT | TPM |
|--------------|-----------|-----------------|-------------------|--------------|--------------|----------|
| C-314 | 1 | NAVIERA MURUETA | España | 1.755 | 3.392 | 0 |
| 1 | Buques | | TOTAL..... | 1.755 | 3.392 | 0 |

F.CARDAMA, S.A. ASTILLEROS Y VARADEROS

| Nº de Const. | TIPO OCDE | ARMADOR | PAIS | GT | CGT | TPM |
|--------------|-----------|-------------|-------------------|--------------|--------------|----------|
| C-241 | 16 | S.O.C. IRAQ | Iraq | 780 | 2.857 | 0 |
| C-243 | 16 | SENEGAL | Senegal | 950 | 3.228 | 0 |
| C-252 | 16 | MARSA MAROC | Marruecos | 190 | 1.190 | |
| C-253 | 16 | MARSA MAROC | Marruecos | 190 | 1.190 | |
| 4 | Buques | | TOTAL..... | 2.110 | 8.465 | 0 |

ASTILLEROS ZAMAKONA, S.A.

| Nº de Const. | TIPO OCDE | ARMADOR | PAIS | GT | CGT | TPM |
|--------------|-----------|-----------------|-------------------|--------------|---------------|----------|
| C-769 | 16 | CAEN ENTERPRISE | España | 496 | 2.158 | |
| C-770 | 16 | GRUPO BOLUDA | España | 496 | 2.158 | |
| C-771 | 16 | GRUPO BOLUDA | España | 496 | 2.158 | |
| C-780 | 16 | ESVAGT A/S | Dinamarca | 3.690 | 7.487 | 0 |
| 4 | Buques | | TOTAL..... | 5.178 | 13.961 | 0 |

BALENCIAGA S.A.

| Nº de Const. | TIPO OCDE | ARMADOR | PAIS | GT | CGT | TPM |
|--------------|-----------|-----------------|-------------------|--------------|---------------|----------|
| C-409 | 16 | HAV LINE VESSEL | Noruega | 5.893 | 10.008 | 0 |
| 1 | Buques | | TOTAL..... | 5.893 | 10.008 | 0 |



NODOSA, S.L.

| Nº de Const. | TIPO OCDE | ARMADOR | PAIS | GT | CGT | TPM |
|---------------------|------------------|--------------------------|-------------------|--------------|--------------|------------|
| C-283 | 15 | GRUPO OSPREY | Holanda | 390 | 1.659 | 0 |
| C-284 | 15 | KALAMAR LIMITED | I.Malvinas | 1.498 | 4.313 | 0 |
| C-285 | 16 | TECNOLOGIA MEDIOAMBIENTE | España | 184 | 1.167 | 0 |
| C-287 | 16 | NODOSA | España | 380 | 1.829 | 0 |
| 4 | Buques | | TOTAL..... | 2.452 | 8.968 | 0 |



3.10 BOTADURAS POR ASTILLEROS

ASTILLEROS ARMON, S.A.

| Nº de Const. | TIPO OCDE | ARMADOR | PAIS | GT | CGT | TPM |
|--------------|-----------|---------------------------|-------------------|--------------|---------------|----------|
| C-761 | 16 | NAVIERA GOMERA, S.L. | España | 66 | 618 | |
| C-763 | 16 | ADRIA TOW | Eslovenia | 469 | 2.084 | 0 |
| C-767 | 16 | REMOLQUES UNIDOS, S.A. | España | 428 | 1.969 | |
| C-775 | 16 | REMOLQUES GIJONESES, S.A. | España | 311 | 1.615 | |
| C-776 | 16 | SEA CAT CREWZER | U.S.A. | 498 | 2.163 | 0 |
| C-781 | 15 | ATUNSA | España | 424 | 1.760 | |
| 6 | Buques | | TOTAL..... | 2.196 | 10.209 | 0 |

ASTILLEROS ARMON VIGO

| Nº de Const. | TIPO OCDE | ARMADOR | PAIS | GT | CGT | TPM |
|--------------|-----------|------------------|-------------------|--------------|--------------|----------|
| C-095 | 16 | COTECMAR | Colombia | 782 | 2.861 | |
| C-096 | 15 | ALBACORA S.A. | España | 489 | 2.139 | |
| C-100 | 15 | ISABELLA FISHING | Seychelles | 498 | 2.163 | 0 |
| 3 | Buques | | TOTAL..... | 1.769 | 7.163 | 0 |

ASTILLEROS GONDAN, S.A.

| Nº de Const. | TIPO OCDE | ARMADOR | PAIS | GT | CGT | TPM |
|--------------|-----------|-----------------|-------------------|--------------|---------------|----------|
| C-465 | 16 | BURGSERTJENESTE | Noruega | 1.041 | 3.416 | 0 |
| C-466 | 16 | BURGSERTJENESTE | Noruega | 1.041 | 3.416 | 0 |
| C-467 | 16 | BURGSERTJENESTE | Noruega | 1.041 | 3.416 | 0 |
| C-468 | 16 | SALMON STAR AS | Noruega | 1.402 | 4.109 | |
| 4 | Buques | | TOTAL..... | 4.525 | 14.357 | 0 |

ASTILLEROS MURUETA, S.A.

| Nº de Const. | TIPO OCDE | ARMADOR | PAIS | GT | CGT | TPM |
|--------------|-----------|-----------------|-------------------|--------------|--------------|----------|
| C-310 | 16 | C.R. IBAIZABAL | España | 335 | 1.692 | 0 |
| C-314 | 1 | NAVIERA MURUETA | España | 1.755 | 3.392 | 0 |
| 2 | Buques | | TOTAL..... | 2.090 | 5.084 | 0 |

F.CARDAMA, S.A. ASTILLEROS Y VARADEROS

| Nº de Const. | TIPO OCDE | ARMADOR | PAIS | GT | CGT | TPM |
|--------------|-----------|-------------|-------------------|--------------|--------------|----------|
| C-241 | 16 | S.O.C. IRAQ | Iraq | 780 | 2.857 | 0 |
| C-252 | 16 | MARSA MAROC | Marruecos | 190 | 1.190 | |
| C-253 | 16 | MARSA MAROC | Marruecos | 190 | 1.190 | |
| 3 | Buques | | TOTAL..... | 1.160 | 5.237 | 0 |

ASTILLEROS ZAMAKONA, S.A.

| Nº de Const. | TIPO OCDE | ARMADOR | PAIS | GT | CGT | TPM |
|--------------|-----------|-----------------|-------------------|------------|--------------|-----|
| C-768 | 16 | CAEN ENTERPRISE | España | 496 | 2.158 | |
| C-769 | 16 | CAEN ENTERPRISE | España | 496 | 2.158 | |
| 2 | Buques | | TOTAL..... | 992 | 4.316 | |

BALENCIAGA S.A.

| Nº de Const. | TIPO OCDE | ARMADOR | PAIS | GT | CGT | TPM |
|--------------|-----------|----------------|-------------------|--------------|--------------|-----|
| C-407 | 6 | UROLA SHIPPING | España | 3.919 | 4.511 | |
| 1 | Buques | | TOTAL..... | 3.919 | 4.511 | |



C. N. FREIRE, S.A.

| Nº de Const. | TIPO OCDE | ARMADOR | PAIS | GT | CGT | TPM |
|--------------|-----------|---------------------|-------------------|--------------|---------------|----------|
| C-705 | 14 | ARMADA DE INDONESIA | Indonesia | 2.100 | 5.279 | 0 |
| C-710 | 16 | MARINA G. DE PERU | Perú | 5.910 | 10.026 | 0 |
| 2 | Buques | | TOTAL..... | 8.010 | 15.305 | 0 |

ASTILLEROS ARMÓN GIJÓN

| Nº de Const. | TIPO OCDE | ARMADOR | PAIS | GT | CGT | TPM |
|--------------|-----------|-----------|-------------------|--------------|--------------|----------|
| C-010 | 15 | AS RAMOEN | Noruega | 3.723 | 8.233 | 0 |
| 1 | Buques | | TOTAL..... | 3.723 | 8.233 | 0 |

C.N.N. SESTAO

| Nº de Const. | TIPO OCDE | ARMADOR | PAIS | GT | CGT | TPM |
|--------------|-----------|------------|-------------------|---------------|---------------|----------|
| C-345 | 16 | TIDEWAY BV | Holanda | 18.900 | 20.600 | 0 |
| 1 | Buques | | TOTAL..... | 18.900 | 20.600 | 0 |

NODOSA, S.L.

| Nº de Const. | TIPO OCDE | ARMADOR | PAIS | GT | CGT | TPM |
|--------------|-----------|-----------------------------|-------------------|--------------|--------------|----------|
| C-277 | 16 | AMARE MARIN SL | España | 348 | 1.732 | 0 |
| C-282 | 15 | CONSOLIDATED FISHERIES LTD. | I.Malvinas | 1.560 | 4.439 | 0 |
| C-283 | 15 | GRUPO OSPREY | Holanda | 390 | 1.659 | 0 |
| 3 | Buques | | TOTAL..... | 2.298 | 7.830 | 0 |

3.11 ENTREGAS (Pruebas Oficiales) POR ASTILLEROS

ASTILLEROS ARMON, S.A.

| Nº de Const. | TIPO OCDE | ARMADOR | PAIS | GT | CGT | TPM | Ett | Epp | M | P | C | Cap (m3) | MOTOR marca | PROPULSOR tipo | POTENCIA | Rpm | Vp |
|--------------|---------------|----------------------------|-------------------|--------------|---------------|-----|-------|-------|-------|------|------|----------|-------------|----------------|------------|-------|----|
| C-757 | 16 | BLUE MARINE | Méjico | 632 | 2.507 | | 59,00 | 53,90 | 11,35 | 4,80 | 2,80 | | CATERPILLAR | 3512C | 4X1.118 kW | 1.800 | 16 |
| C-758 | 16 | BLUE MARINE | Méjico | 632 | 2.507 | | 59,00 | 53,90 | 11,35 | 4,80 | 2,80 | | CATERPILLAR | 3512C | 4X1.118 Kw | 1.800 | 16 |
| C-759 | 16 | BLUE MARINE | Méjico | 632 | 2.507 | | 59,00 | 53,90 | 11,35 | 4,80 | 2,80 | | CATERPILLAR | 3512C | 4X1.118 kW | 1.800 | 16 |
| C-761 | 16 | NAVIERA GOMERA, S.L. | España | 66 | 618 | | 16,40 | 13,65 | 6,20 | 3,85 | 2,58 | | VOLVO | D16-MH | 2X750 HP | 1.900 | 11 |
| C-764 | 16 | REMOLQUES UNIDOS S.L. | España | 66 | 618 | | 16,40 | 13,65 | 6,20 | 3,85 | 2,58 | | VOLVO | D16-MH | 2X750 HP | 1.900 | 11 |
| C-766 | 16 | REMOLQUES UNIDOS, S.A. | España | 428 | 1.969 | | 31,50 | 27,30 | 11,20 | 5,40 | 4,20 | | CATERPILLAR | 3516-C | 2x3.150 HP | 1.800 | |
| C-767 | 16 | REMOLQUES UNIDOS, S.A. | España | 428 | 1.969 | | 31,50 | 27,30 | 11,20 | 5,40 | 4,20 | | CATERPILLAR | 3516-C | 2x3.150 HP | 1.800 | |
| C-772 | 16 | HERCULES INT. TOWAGE SERV. | España | 433 | 1.983 | | 31,50 | 27,30 | 11,20 | 5,40 | 4,20 | | CATERPILLAR | 3516-C | 2x3.150 HP | 1.800 | |
| C-775 | 16 | REMOLQUES GIJONESSES, S.A. | España | 311 | 1.615 | | 24,40 | | 11,25 | 5,10 | 5,15 | | CATERPILLAR | 3516-C | 2X1920kW | 1.600 | 11 |
| C-781 | 15 | ATUNSA | España | 424 | 1.760 | | 40,00 | 34,00 | 8,10 | 3,90 | 3,80 | | CATERPILLAR | 3508C | 1x820kW | 1.600 | |
| 10 | Buques | | TOTAL..... | 4.052 | 18.053 | | | | | | | | | | | | |

ASTILLEROS ARMON VIGO

| Nº de Const. | TIPO OCDE | ARMADOR | PAIS | GT | CGT | TPM | Ett | Epp | M | P | C | Cap (m3) | MOTOR marca | PROPULSOR tipo | POTENCIA | Rpm | Vp |
|--------------|---------------|----------------------|-------------------|--------------|--------------|-----|-------|-------|-------|------|------|----------|-------------|----------------|------------|-------|----|
| C-095 | 16 | COTECMAR | Colombia | 782 | 2.861 | | 45,90 | | 10,50 | 5,20 | 3,50 | | MAN | | 2X360kW | 1.800 | 11 |
| C-096 | 15 | ALBACORA S.A. | España | 489 | 2.139 | | 46,30 | 37,45 | 8,50 | 3,80 | 3,70 | | CATERPILLAR | 3512C | 1x1300CV | 1.200 | |
| C-768 | 16 | NAVIERA GOMERA, S.L. | España | 307 | 1.055 | | 24,40 | 20,23 | 11,20 | 4,35 | 3,50 | | CATERPILLAR | 3516-C | 2x1.920 Kw | 1.600 | 12 |
| C-771 | 15 | ISABELLA FISHING | Seychelles | 482 | 1.408 | | 46,30 | 37,45 | 8,50 | 3,80 | 3,70 | | CATERPILLAR | 3512C | 1x1.300CV | 1.200 | |
| 4 | Buques | | TOTAL..... | 2.060 | 7.463 | | | | | | | | | | | | |

ASTILLEROS GONDAN, S.A.

| Nº de Const. | TIPO OCDE | ARMADOR | PAIS | GT | CGT | TPM | Ett | Epp | M | P | C | Cap (m3) | MOTOR marca | PROPULSOR tipo | POTENCIA | Rpm | Vp |
|--------------|---------------|---------------------------|-------------------|--------------|---------------|-----|-------|-------|-------|------|------|----------|-------------|----------------|-----------|-----|----|
| C-461 | 16 | SIMON MOKSTER SHIPPING AS | Noruega | 4.845 | 8.850 | | 93,00 | 82,60 | 20,00 | 8,20 | 6,78 | | | | 4X1920 Kw | 900 | 17 |
| C-468 | 16 | SALMON STAR AS | Noruega | 1.402 | 4.109 | | 49,75 | 45,50 | 12,60 | 6,45 | 5,10 | | YANMAR | | 1X1920 kW | 750 | 11 |
| 2 | Buques | | TOTAL..... | 6.247 | 12.959 | | | | | | | | | | | | |

ASTILLEROS MURUETA, S.A.

| Nº de Const. | TIPO OCDE | ARMADOR | PAIS | GT | CGT | TPM | Ett | Epp | M | P | C | Cap (m3) | MOTOR marca | PROPULSOR tipo | POTENCIA | Rpm | Vp |
|--------------|---------------|--------------------------------------|-------------------|--------------|---------------|-----|-------|-------|-------|------|------|----------|-------------|----------------|----------|-----|----|
| C-305 | 15 | COMPAGNE FRANÇAISE DU THON OCEANIQUE | Francia | 2.079 | 5.444 | | 77,00 | 66,70 | 14,00 | 6,75 | 6,70 | 1.400 m3 | | | 3.920 kW | | 16 |
| C-306 | 15 | COMPAGNE FRANÇAISE DU THON OCEANIQUE | Francia | 2.079 | 5.444 | | 77,00 | 66,70 | 14,00 | 6,75 | 6,70 | 1.400 m3 | | | 3.920 kW | | 16 |
| 2 | Buques | | TOTAL..... | 4.158 | 10.888 | | | | | | | | | | | | |

F.CARDAMA, S.A. ASTILLEROS Y VARADEROS

| Nº de Const. | TIPO OCDE | ARMADOR | PAIS | GT | CGT | TPM | Ett | Epp | M | P | C | Cap (m3) | MOTOR marca | PROPULSOR tipo | POTENCIA | Rpm | Vp |
|--------------|---------------|-------------|-------------------|------------|--------------|-----|-------|-------|------|------|------|----------|-------------|----------------|-----------|-----|----|
| C-252 | 16 | MARSA MAROC | Marruecos | 190 | 1.190 | | 24,50 | 21,50 | 8,00 | 4,00 | 3,40 | | CATERPILLAR | 3512 | 2x1675 CV | | 13 |
| 1 | Buques | | TOTAL..... | 190 | 1.190 | | | | | | | | | | | | |

ASTILLEROS ZAMAKONA, S.A.

| Nº de Const. | TIPO OCDE | ARMADOR | PAIS | GT | CGT | TPM | Ett | Epp | M | P | C | Cap (m3) | MOTOR marca | PROPULSOR tipo | POTENCIA | Rpm | Vp |
|--------------|---------------|-----------------|-------------------|------------|--------------|-----|-------|-------|-------|------|------|----------|-------------|----------------|-----------|-----|----|
| C-768 | 16 | CAEN ENTERPRISE | España | 496 | 2.158 | | 31,57 | 30,32 | 12,80 | 4,70 | 3,58 | | MAK/VOITH | | 2x2.800kW | 750 | 14 |
| 1 | Buques | | TOTAL..... | 496 | 2.158 | | | | | | | | | | | | |

BALENCIAGA S.A.

| Nº de Const. | TIPO OCDE | ARMADOR | PAIS | GT | CGT | TPM | Ett | Epp | M | P | C | Cap (m3) | MOTOR marca | PROPULSOR tipo | POTENCIA | Rpm | Vp |
|--------------|---------------|------------------------|-------------------|--------------|---------------|-----|-------|-------|-------|------|------|----------|-------------|----------------|-----------|-------|----|
| C-407 | 6 | UROLA SHIPPING | España | 3.919 | 4.511 | | 99,90 | 94,00 | 15,60 | 8,00 | 6,22 | | MAK | 8M25C | 1X2.666kW | 750 | 13 |
| C-452 | 16 | GEORGE CRAIG GROUP LTD | R. Unido | 1.768 | 4.745 | | 58,20 | 53,70 | 13,20 | 6,25 | 4,75 | | CATERPILLAR | | 4x599kW | 1.800 | 11 |
| C-453 | 16 | GEORGE CRAIG GROUP LTD | R. Unido | 1.768 | 4.745 | | 58,20 | 53,70 | 13,20 | 6,25 | 4,75 | | CATERPILLAR | | 4x599kW | 1.800 | 11 |
| 3 | Buques | | TOTAL..... | 7.455 | 14.001 | | | | | | | | | | | | |

C. N. FREIRE, S.A.

| Nº de Const. | TIPO OCDE | ARMADOR | PAIS | GT | CGT | TPM | Ett | Epp | M | P | C | Cap (m3) | MOTOR marca | PROPULSOR tipo | POTENCIA | Rpm | Vp |
|--------------|---------------|-------------------------|-------------------|--------------|--------------|-----|-------|-----|-------|---|---|----------|-------------|----------------|----------|-----|----|
| C-708 | 15 | PRESTFJORD HAVFISKE A/S | Noruega | 3.100 | 7.229 | | 69,00 | | 17,00 | | | 1.460 m3 | | | | | 0 |
| 1 | Buques | | TOTAL..... | 3.100 | 7.229 | | | | | | | | | | | | |

H. J. BARRERAS, S.A.

| Nº de Const. | TIPO OCDE | ARMADOR | PAIS | GT | CGT | TPM | Ett | Epp | M | P | C | Cap (m3) | MOTOR marca | PROPULSOR tipo | POTENCIA | Rpm | Vp |
|--------------|-----------|----------------------------|-------------------|---------------|---------------|-----|--------|--------|-------|------|------|----------|-------------|----------------|----------|-----|----|
| C-1700 | 16 | PMI NORTEAMERICA, SA DE CV | Méjico | 21.893 | 22.581 | | 130,00 | 119,50 | 27,00 | 9,10 | 7,00 | | | | 2x2700kW | 900 | 12 |
| 1 | Buques | | TOTAL..... | 21.893 | 22.581 | | | | | | | | | | | | |

ASTILLEROS ARMÓN GIJÓN

| Nº de Const. | TIPO OCDE | ARMADOR | PAIS | GT | CGT | TPM | Ett | Epp | M | P | C | Cap (m3) | MOTOR marca | PROPULSOR tipo | POTENCIA | Rpm | Vp |
|--------------|-----------|-----------|-------------------|--------------|--------------|-----|-------|-----|-------|---|---|----------|-------------|----------------|-----------|-----|----|
| C-010 | 15 | AS RAMOEN | Noruega | 3.723 | 8.233 | | 75,05 | | 16,00 | | | 1.200 | Bergen | B33:45 | 1x3.600kW | 750 | |
| 1 | Buques | | TOTAL..... | 3.723 | 8.233 | | | | | | | | | | | | |

C.N.N. SESTAO

| Nº de Const. | TIPO OCDE | ARMADOR | PAIS | GT | CGT | TPM | Ett | Epp | M | P | C | Cap (m3) | MOTOR marca | PROPULSOR tipo | POTENCIA | Rpm | Vp |
|--------------|-----------|---------------------------------|-------------------|---------------|---------------|-----|--------|--------|-------|------|------|----------|-------------|----------------|------------|-------|----|
| C-344 | 13 | ROYAL NV TEXELS EIGEN STOOMBOOT | Holanda | 15.483 | 18.872 | | 135,40 | 134,00 | 23,50 | 7,18 | 4,40 | | ABC | | 4X2.000 Kw | 1.500 | 15 |
| 1 | Buques | | TOTAL..... | 15.483 | 18.872 | | | | | | | | | | | | |



MINISTERIO
DE ECONOMÍA, INDUSTRIA,
Y COMPETITIVIDAD

SECRETARÍA GENERAL DE INDUSTRIA Y PYME
DIRECCIÓN GENERAL DE INDUSTRIA Y DE LA PYME

4.- ACTIVIDAD POR C.C.A.A.

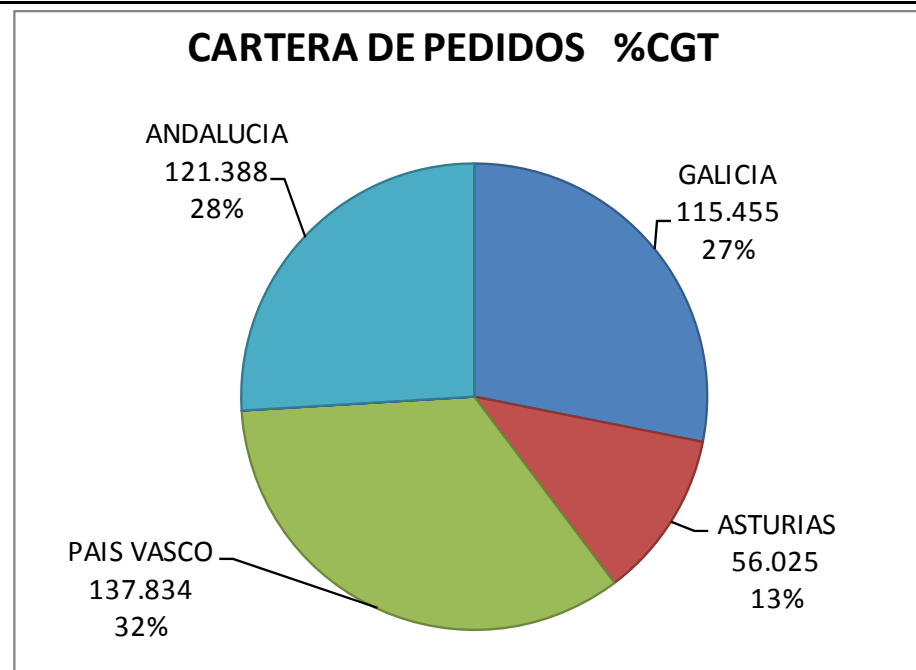
Cuarto trimestre 2016



4.1. NUEVOS CONTRATOS Y CARTERA DE PEDIDOS:

AÑO 2016

| C.C.A.A. | Nuevos Contratos | | | | | Cartera de Pedidos a 31/12/2016 | | | | |
|---------------------|------------------|---------------|----------------|-------------|-------------|---------------------------------|----------------|----------------|-------------|-------------|
| | Nº | GT | CGT | %GT | %CGT | Nº | GT | CGT | %GT | %CGT |
| GALICIA | 11 | 21.545 | 52.851 | 23% | 40% | 23 | 73.517 | 131.497 | 13% | 28% |
| ASTURIAS | 7 | 7.826 | 20.255 | 8% | 15% | 15 | 21.894 | 54.333 | 4% | 12% |
| PAIS VASCO | 2 | 64.393 | 58.508 | 69% | 44% | 18 | 140.988 | 160.612 | 25% | 34% |
| R. MURCIA | | | | 0% | 0% | | | | | |
| ANDALUCÍA | 0 | 0 | 0 | 0% | 0% | 4 | 328.000 | 121.388 | 58% | 26% |
| TOTAL SECTOR | 20 | 93.764 | 131.614 | 100% | 100% | 60 | 564.399 | 467.830 | 100% | 100% |



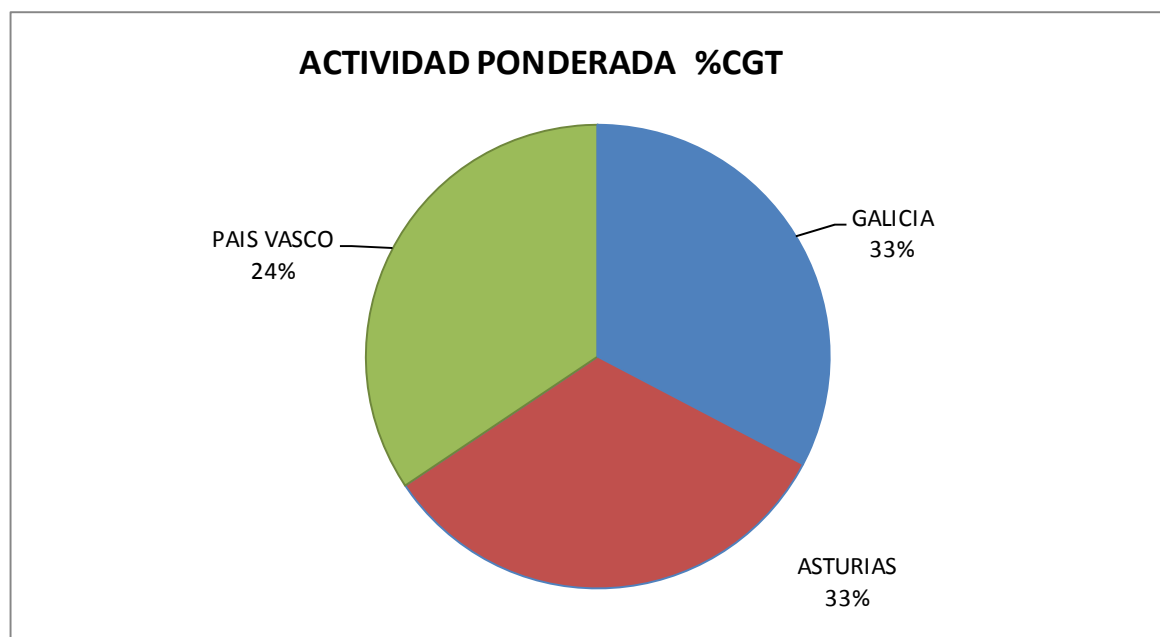


4.2. ACTIVIDAD PONDERADA.

AÑO 2016

| C.C.A.A. | Puestas de Quilla | | | Botaduras | | | Entregas (Pruebas Oficiales) | | | Índice de Actividad Ponderada | | | |
|---------------------|-------------------|---------------|---------------|-----------|---------------|----------------|------------------------------|---------------|----------------|-------------------------------|----------------|-------------|-------------|
| | Nº | GT | CGT | Nº | GT | CGT | Nº | GT | CGT | GT | CGT | %GT | %CGT |
| GALICIA | 11 | 6.883 | 25.719 | 11 | 13.237 | 35.535 | 7 | 27.243 | 38.463 | 15.150 | 33.813 | 30% | 33% |
| ASTURIAS | 10 | 11.311 | 31.339 | 11 | 10.444 | 32.799 | 13 | 14.022 | 39.245 | 11.555 | 34.046 | 23% | 33% |
| PAIS VASCO | 6 | 12.826 | 27.361 | 6 | 25.901 | 34.511 | 7 | 27.592 | 45.919 | 23.055 | 35.576 | 46% | 34% |
| R. MURCIA | | | | | | | | | | | | | |
| ANDALUCÍA | 0 | 0 | 0 | 0 | 0 | 0 | 0 | 0 | 0 | 0 | 0 | 0% | 0% |
| TOTAL SECTOR | 27 | 31.020 | 84.419 | 28 | 49.582 | 102.845 | 27 | 68.857 | 123.627 | 49.760 | 103.434 | 100% | 100% |

NOTA: Actividad ponderada = (Q+2B+E)/4





ANEXO

SISTEMA DE CÁLCULO DE CGT ADOPTADO POR LA OCDE

(A partir de 1 de Enero de 2007)

$$CGT = A \times (GT)^B$$

| N | Tipo de Buque | A | B |
|-------|-----------------------------------|----|------|
| 1 y 2 | Petroleros de doble casco | 48 | 0,57 |
| 3 | Transportes de productos químicos | 84 | 0,55 |
| 4 | Graneleros | 29 | 0,61 |
| 5 | Transportes combinados | 33 | 0,62 |
| 6 | Cargueros generales | 27 | 0,64 |
| 7 | Frigoríficos | 27 | 0,68 |
| 8 | Portacontenedores | 19 | 0,68 |
| 9 | Ro - Ro | 32 | 0,63 |
| 10 | Transportes de automóviles | 15 | 0,70 |
| 11 | Transportes de L P G | 62 | 0,57 |
| 12 | Transportes de L N G | 32 | 0,68 |
| 13 | Ferries | 20 | 0,71 |
| 14 | Transportes de pasajeros | 49 | 0,67 |
| 15 | Buques de pesca | 24 | 0,71 |
| 16 | Otros buques | 46 | 0,62 |